

TRANSFER EQUIPMENT

## **BATTERY EXTRACTOR SYSTEMS**

**BE Series: BE-SS, BE-SL, BE-DS, BE-TS, BE-QS**

- **Engineered for reliability in the most demanding conditions**
- **Designed and built for the lowest operating costs available anywhere**



*Another Superior Solution  
From The Battery Room Specialists*

BATTERY HANDLING SYSTEMS



## **BATTERY EXTRACTOR SYSTEMS**

**BE Series: BE-SS, BE-SL, BE-DS, BE-TS, BE-QS**

Every battery extraction challenge is unique. Not all applications demand the same handling solutions, equipment, or stacking requirements. That's why BHS offers five distinct battery extractor systems: (BE-SS) Single Sided, (BE-SL) Single Level, (BE-DS) Double Stacking, (BE-TS) Triple Stacking and (BE-QS) Quad Stacking. Each system is designed and built for a specific application, yet all five share common features and benefits that make them the most versatile, reliable, and cost-effective battery extractors in the industry.

### **FEATURES & BENEFITS**

- **Heavy-duty steel frame handles the toughest applications**
- **Low maintenance design cuts back on routine PM programs**
- **Five hydraulic-powered rollers per compartment provide a brake for safe, easy battery transfer\***
- **Durable two-part epoxy finish resists both acid and scratches**
- **No exposed components means added safety and protection for both operators and lift trucks**
- **Manual controls of hydraulics for easy operation**
- **Vacuum extraction standard; magnetic option available**
- **Four equalized lift cylinders in combination with four-point equalization assures smooth and level vertical handling of the roller bed - even while it's fully loaded\***
- **Lowest AC power requirements in the industry for economical operation**
- **Non-proprietary hydraulic and electrical components lower replacement part costs**
- **Induction type proximity switch cuts floor drive to protect equipment when the arm is extended outside the BE perimeter\***
- **Quiet running dual floor drive system provides positive traction on wet or dry surfaces**
- **BHS exclusive Non-Inter-Flow (NIF) hydraulic manifold system stabilizes the cylinders to ensure a level roller bed during load transfers\***

\* Not available on BE-SS

### **AVAILABLE OPTIONS**

#### **Extended Reach Arm**

Extends arm reach. Ideal for use with outrigger equipment.

#### **Magnetic Extraction**

Ideal when batteries are too narrow for vacuum extraction. Note: Vacuum extraction is standard

#### **Audible Alarm**

Notifies bystanders when machine is in operation.

#### **High-Performance Package (DS only)**

Increases lift speed and floor drive travel speed.

#### **Buss Duct System Kit**

Provides power to the extractor for maximum performance. Stand mounted.

## EXTRACTOR EXTRAS

### **Strict Quality Control**

BHS inspects every product made including manufactured parts, powered equipment and all extractor systems to provide the highest quality product to meet your performance needs. All extractor systems also receive actual run time to fully test your system so you know that when it arrives it is tested, tried, and true.

### **Post Installation Inspection**

Dedicated to your satisfaction, BHS conducts inspections on all battery extractors 6-12 months after installation. This provides you the service you expect and deserve before, during, and after the sale.

### **Floor Inspection**

Get complete customer service from the ground up! BHS technicians inspect the floors of all battery extractor environments prior to installation to address any issues limiting the productivity of your battery extractor system.

### **Certified Technicians**

Need coast to coast assistance? BHS offers a nationwide team of certified service and installation technicians to assist you wherever your application is located.

## COMPLETE THE PACKAGE

### **NAB 2.0 Battery Fleet Management System**

The Next Available Battery (NAB) monitoring system from BHS is more than just a complete, convenient inventory of every battery in the system. It brings built-in benefits of an advanced battery management solution: the ability to prolong the life of your battery fleet - while you cut maintenance costs, save time and increase productivity.



### **System Roller Stands**

The BHS System Roller Stands are designed and constructed with heavy-duty steel creating a safe and reliable environment for your battery extractor system. For spark-proof protection and durability, system stands come standard with poly-coated rollers and foot pads. Custom designs and additional features are also available to meet any specific battery changing requirement.

### **Battery Wash Cabinets & Recirculation / Neutralization System**

The BHS Battery Wash Cabinets, coupled with the BHS Recirculation/Neutralization System, create a closed loop system which contains and controls the water used for cleaning industrial batteries. By using the in-house system, you help reduce environmental problems associated with battery cleaning and lessen your truck and battery maintenance costs. All models are built for long-lasting operation.




## BATTERY EXTRACTOR

### *Single Side System*

Engineered for safety, the BHS Single Side System features a heavy-duty structure with various available options to meet your specific needs. The extractor is fully hydraulic, track mounted, and floor driven for added convenience.



BE-SS Hydraulic Component Detail



BE-SS Undercarriage detail



BE-SS Control Panel



BE-36-1-SS

#### **FEATURES & BENEFITS**

- *Vehicle function control console on rear for unobstructed operation*
- *8" poly drive wheel*
- *2 hp/2 GPM power unit*
- *Vacuum extraction standard*
- *Fully-guarded – no exposed components*
- *8 load rollers*

## BATTERY EXTRACTOR

### *Single Level System*



BE-SL

BHS Single Level models are the perfect solution for lower capacity applications of less than 100 battery changes a day. Designed and built to maximize rack space, this single level system makes removing and replacing discharged batteries faster and easier than ever.

## BATTERY EXTRACTOR

### *Double Stack System*


**BHS Double Stacking Systems are designed for applications calling for more than 100 battery changes a day. The BHS systems are a safe, cost-effective solution to your battery handling requirements and save vital floor space, increasing the capacity of your battery room.**



**BE-DS Hydraulic Component Detail**



**BE-DS Extractor Arm Assembly**



**BE-DS Control Console**


BATTERY EXTRACTOR

**Triple Stack System**

The BHS Triple Stacking Systems offer unequalled opportunity to optimize floor space for valuable warehousing functions. This system is ideal for 140-299 battery changes per day. Like all BHS battery extraction systems, they are designed and built to grow as your battery handling needs expand.



**BE-TS Pump/Reservoir**



**BE-TS Control Console**




**BE-TS Buss Duct**



**BE-TS Control Panel**



**BE-TS Undercarriage Plumbing Detail**



**BE-TS Hydraulic Component Detail**

**BATTERY EXTRACTOR**

***Quad Stack System***

The Quad Stacking Systems offer the best solution for large battery changing operations. The quad stack system provides optimum floor savings while providing the latest technological advancements in battery changing equipment. All Quad stack models come standard with an overhead, side, and rear guarding compartment and are designed for over 300 battery changes per day.

**BE-QS**



**BE-QS Operator Compartment**



**BE-QS Control Console**



**BE-QS Safety Lanyard**



**BE-QS Power Unit**

## BATTERY EXTRACTOR

### *Single Level System*

#### Product Specifications - Imperial / Metric

	BE-24-2-SL	BE-36-2-SL	BE-42-2-SL
Travel Speed	0-190 FPM / 0-.97 mps	0-190 FPM / 0-.97 mps	0-190 FPM / 0-.97 mps
Raise - Lower Speed	0-10 FPM / 0 -.05 mps	0-10 FPM / 0 -.05 mps	0-10 FPM / 0 -.05 mps
Powered Roller Speed	0-37 FPM / 0-.18 mps	0-37 FPM / 0-.18 mps	0-37 FPM / 0-.18 mps
Arm Traverse Speed	0-20 FPM / 0-.10 mps	0-20 FPM / 0-.10 mps	0-20 FPM / 0-.10 mps
Arm Rotation Time	5 - 6 Seconds	5 - 6 Seconds	5 - 6 Seconds
Draw Bar Pull / Vacuum (12" Round Cup)	1,000 lbs / 450 kg	1,000 lbs / 450 kg	1,000 lbs / 450 kg
Draw Bar Pull Magnet	800 - 1,200 lbs / 360 - 540 kg	800 - 1,200 lbs / 360 - 540 kg	800 - 1,200 lbs / 360 - 540 kg
Vacuum Attach Time	< 1 sec	< 1 sec	< 1 sec
Vacuum Release Time	< 1 sec	< 1 sec	< 1 sec
Input Voltage	240/480 VAC/60Hz	240/480 VAC/60Hz	240/480 VAC/60Hz
AC Current Draw	13.6 / 6.8 Amps	13.6 / 6.8 Amps	13.6 / 6.8 Amps
Control Circuit Voltage	120 VAC	120 VAC	120 VAC
Hydraulic Power Unit	5 HP / 3.73 KW	5 HP / 3.73 KW	5 HP / 3.73 KW
Hydraulic Pump	8 GPM / 30 LPM	8 GPM / 30 LPM	8 GPM / 30 LPM
Power Unit	Hydraulic, Variable Displacement	Hydraulic, Variable Displacement	Hydraulic, Variable Displacement
Operating Pressure	1,500 PSI / 103 Bar	1,500 PSI / 103 Bar	1,500 PSI / 103 Bar
Vacuum Pump	1/3 HP / .25 KW	1/3 HP / .25 KW	1/3 HP / .25 KW
Vacuum	21" Hg / 0.73 kg/cm <sup>2</sup>	21" Hg / 0.73 kg/cm <sup>2</sup>	21" Hg / 0.73 kg/cm <sup>2</sup>
Full Load Capacity	10,000 lbs / 4535 kg	10,000 lbs / 4535 kg	10,000 lbs / 4535 kg
Weight (Empty)	5,800 lbs / 2635 kg	6,200 lbs / 2815 kg	6,500 lbs / 2950 kg
Total Compartment Rollers / Powered	11/5	11/5	11/5
Guide Track	2" x 2 1/2" Angle / 51 mm x 64 mm	2" x 2 1/2" Angle / 51 mm x 64 mm	2" x 2 1/2" Angle / 51 mm x 64 mm
Overall Dimensions (L x W x H)	130" x 72" x 65" / 3302 mm x 1829 mm x 1651 mm	154" x 72" x 65" / 3912 mm x 1829 mm x 1651 mm	166" x 72" x 65" / 4217 mm x 1829 mm x 1651 mm
Vacuum Arm Reach	4.5" - 14" / 115-355 mm	4.5" - 14" / 115-355 mm	4.5" - 14" / 115-355 mm
Vacuum Arm Reach (Hydraulic Extension)	9" - 23" / 228 - 584 mm	9" - 23" / 228 - 584 mm	9" - 23" / 228 - 584 mm
Wheel Base	95.75" / 2432 mm	119.75" / 3042 mm	131.75" / 3346 mm
Drive Wheel Centerline	53" / 1346 mm	53" / 1346 mm	53" / 1346 mm
Battery Compartment Width	24" / 610 mm	36" / 915 mm	42" / 1067 mm
Maximum Battery Dimensions (L x W x H)	45" x 23" x 36" / 1140 mm x 580 mm x 910 mm	45" x 35" x 36" / 1140 mm x 890 mm x 910 mm	45" x 41" x 36" / 1140 mm x 1040 mm x 910 mm
Minimum Battery Width (w/ magnet)	6" / 155 mm	6" / 155 mm	6" / 155 mm
Minimum Battery Length	16.5" / 420 mm	16.5" / 420 mm	16.5" / 420 mm
Minimum Battery Height	17.75" / 450 mm	17.75" / 450 mm	17.75" / 450 mm
Ground Clearance	.625" / 15 mm	.625" / 15 mm	.625" / 15 mm
Roller Height	6.5" Min / 26.5" Max 165 mm / 670 mm	6.5" Min / 26.5" Max 165 mm / 670 mm	6.5" Min / 26.5" Max 165 mm / 670 mm

Note: Specifications may vary +/- 5% due to temperature, floor considerations and operator efficiency.  
Values represented under normal operating conditions.



## BATTERY EXTRACTOR

# Double Stack System

### Product Specifications - Imperial / Metric

	BE-24-2-DS	BE-36-2-DS	BE-42-2-DS
Travel Speed / High Performance Option	0-190 FPM / 240 FPM 1 mps / 1.22 mps	0-190 FPM / 240 FPM 1 mps / 1.22 mps	0-190 FPM / 240 FPM 1 mps / 1.22 mps
Raise - Lower Speed / High Performance Option	0-16 FPM / 22 FPM 0-.08 mps / .11 mps	0-16 FPM / 22 FPM 0-.08 mps / .11 mps	0-16 FPM / 22 FPM 0-.08 mps / .11 mps
Powered Roller Speed	0-37 FPM / 0-.18 mps	0-37 FPM / 0-.18 mps	0-37 FPM / 0-.18 mps
Arm Traverse Speed	0-20 FPM / 0-.10 mps	0-20 FPM / 0-.10 mps	0-20 FPM / 0-.10 mps
Arm Rotation Time	5-6 sec	5-6 sec	5-6 sec
Draw Bar Pull / Vacuum (12" Round Cup)	1,000 lbs / 450 kg	1,000 lbs / 450 kg	1,000 lbs / 450 kg
Draw Bar Pull Magnet	800 - 1,200 lbs / 360 - 540 kg	800 - 1,200 lbs / 360 - 540 kg	800 - 1,200 lbs / 360 - 540 kg
Vacuum Attach Time	< 1 sec	< 1 sec	< 1 sec
Vacuum Release Time	< 1 sec	< 1 sec	< 1 sec
Input Voltage	240/480 VAC/60Hz	240/480 VAC/60Hz	240/480 VAC/60Hz
AC Current Draw	13.6 / 6.8 AMP (Standard) 20.4 / 10.2 (High Performance)	13.6 / 6.8 AMP (Standard) 20.4 / 10.2 (High Performance)	13.6 / 6.8 AMP (Standard) 20.4 / 10.2 (High Performance)
Control Circuit Voltage	120 VAC	120 VAC	120 VAC
Hydraulic Power Unit	5 / 7.5 HP 3.73 / 5.6 KW	5 / 7.5 HP 3.73 / 5.6 KW	5 / 7.5 HP 3.73 / 5.6 KW
Hydraulic Pump	8 GPM / 30 LPM (Standard) 12 GPM / 45 LPM (High Performance)	8 GPM / 30 LPM (Standard) 12 GPM / 45 LPM (High Performance)	8 GPM / 30 LPM (Standard) 12 GPM / 45 LPM (High Performance)
Power Unit	Hydraulic, Variable Displacement	Hydraulic, Variable Displacement	Hydraulic, Variable Displacement
Operating Pressure	1,500 PSI / 103 Bar	1,500 PSI / 103 Bar	1,500 PSI / 103 Bar
Vacuum Pump	1/3 HP / .25 KW	1/3 HP / .25 KW	1/3 HP / .25 KW
Vacuum	21" Hg / 0.73 kg/cm <sup>2</sup>	21" Hg / 0.73 kg/cm <sup>2</sup>	21" Hg / 0.73 kg/cm <sup>2</sup>
Full Load Capacity	10,000 lbs / 4535 kg	10,000 lbs / 4535 kg	10,000 lbs / 4535 kg
Weight (Empty)	6,000 lbs / 2725 kg	6,600 lbs / 2995 kg	6,800 lbs / 3085 kg
Total Compartment Rollers / Powered	11/5	11/5	11/5
Guide Track	2" x 2 1/2" Angle 51 mm x 64 mm	2" x 2 1/2" Angle 51 mm x 64 mm	2" x 2 1/2" Angle 51 mm x 64 mm
Overall Dimensions (L x W x H)	128" x 72" x 90" 3252 mm x 1829 mm x 2286 mm	152" x 72" x 90" 3861 mm x 1829 mm x 2286 mm	164" x 72" x 90" 4166 mm x 1829 mm x 2286 mm
Vacuum Arm Reach	4.5" - 14" / 115-355 mm	4.5" - 14" / 115-355 mm	4.5" - 14" / 115-355 mm
Vacuum Arm Reach (Hydraulic Extension)	9" - 23" / 228 mm - 584 mm	9" - 23" / 228 mm - 584 mm	9" - 23" / 228 mm - 584 mm
Wheel Base	95.75" / 2432 mm	119.75" / 3042 mm	131.75" / 3346 mm
Drive Wheel Centerline	53" / 1346 mm	53" / 1346 mm	53" / 1346 mm
Battery Compartment Width	24" / 610 mm	36" / 915 mm	42" / 1067 mm
Maximum Battery Dimensions (L x W x H)	48" x 23" x 36" 1220 mm x 580 mm x 910 mm	48" x 35" x 36" 1220 mm x 890 mm x 910 mm	48" x 41" x 36" 1220 mm x 1040 mm x 910 mm
Minimum Battery Width (w/ magnet)	6" / 155 mm	6" / 155 mm	6" / 155 mm
Minimum Battery Height	17.75" / 450 mm	17.75" / 450 mm	17.75" / 450 mm
Ground Clearance	.625" / 15 mm	.625" / 15 mm	.625" / 15 mm

Note: Specifications may vary +/- 5% due to temperature, floor considerations and operator efficiency.  
Values represented under normal operating conditions.

## BATTERY EXTRACTOR

# Triple Stack System

### Product Specifications - Imperial / Metric

	BE-24-2-TS	BE-36-2-TS	BE-42-2-TS
Travel Speed	0-190 FPM / 0-1 mps	0-190 FPM / 0-1 mps	0-190 FPM / 0-1 mps
Raise - Lower Speed	0-26 FPM / 0-.13 mps	0-26 FPM / 0-.13 mps	0-26 FPM / 0-.13 mps
Powered Roller Speed	0-37 FPM / 0-.18 mps	0-37 FPM / 0-.18 mps	0-37 FPM / 0-.18 mps
Arm Traverse Speed	0-20 FPM / 0-.10 mps	0-20 FPM / 0-.10 mps	0-20 FPM / 0-.10 mps
Arm Rotation Time	5-6 sec	5-6 sec	5-6 sec
Draw Bar Pull / Vacuum (12" Round Cup)	1,000 lbs / 450 kg	1,000 lbs / 450 kg	1,000 lbs / 450 kg
Draw Bar Pull Magnet	800 - 1,200 lbs / 360 - 540 kg	800 - 1,200 lbs / 360 - 540 kg	800 - 1,200 lbs / 360 - 540 kg
Vacuum Attach Time	< 1 sec	< 1 sec	< 1 sec
Vacuum Release Time	< 1 sec	< 1 sec	< 1 sec
Input Voltage	240/480 VAC/60Hz	240/480 VAC/60Hz	240/480 VAC/60Hz
AC Current Draw	27.2 / 13.6 AMP	27.2 / 13.6 AMP	27.2 / 13.6 AMP
Control Circuit Voltage	120 VAC	120 VAC	120 VAC
Hydraulic Power Unit	10 HP / 7.46 KW	10 HP / 7.46 KW	10 HP / 7.46 KW
Hydraulic Pump	16 GPM / 60 LPM	16 GPM / 60 LPM	16 GPM / 60 LPM
Power Unit	Hydraulic, Variable Displacement	Hydraulic, Variable Displacement	Hydraulic, Variable Displacement
Operating Pressure	1,500 PSI / 103 Bar	1,500 PSI / 103 Bar	1,500 PSI / 103 Bar
Vacuum Pump	1/3 HP / .25 KW	1/3 HP / .25 KW	1/3 HP / .25 KW
Vacuum	21" Hg / 0.73 kg/cm <sup>2</sup>	21" Hg / 0.73 kg/cm <sup>2</sup>	21" Hg / 0.73 kg/cm <sup>2</sup>
Full Load Capacity	10,000 lbs / 4535 kg	10,000 lbs / 4535 kg	10,000 lbs / 4535 kg
Weight (Empty)	8,000 lbs / 3630 kg	8,300 lbs / 3765 kg	8,600 lbs / 3900 kg
Total Compartment Rollers / Powered	11/5	11/5	11/5
Guide Track	3" x 2 1/2" Angle 76 mm x 64 mm	3" x 2 1/2" Angle 76 mm x 64 mm	3" x 2 1/2" Angle 76 mm x 64 mm
Overall Dimensions (L x W x H)	156 1/2" x 72" x 156" 3975 mm x 1829 mm x 3963 mm	180 1/2" x 72" x 156" 4585 mm x 1829 mm x 3963 mm	192 1/2" x 72" x 156" 4890 mm x 1829 mm x 3963 mm
Vacuum Arm Reach	4.5" - 14" / 115-355 mm	4.5" - 14" / 115-355 mm	4.5" - 14" / 115-355 mm
Vacuum Arm Reach (Hydraulic Extension)	9" - 23" / 228 mm - 584 mm	9" - 23" / 228 mm - 584 mm	9" - 23" / 228 mm - 584 mm
Wheel Base	98" / 2489 mm	122" / 3099 mm	134" / 3404 mm
Drive Wheel Centerline	51" / 1295 mm	51" / 1295 mm	51" / 1295 mm
Battery Compartment Width	24" / 610 mm	36" / 915 mm	42" / 1067 mm
Maximum Battery Dimensions (L x W x H)	48" x 23" x 36" 1220 mm x 580 mm x 910 mm	48" x 35" x 36" 1220 mm x 890 mm x 910 mm	48" x 41" x 36" 1220 mm x 1040 mm x 910 mm
Minimum Battery Width (w/ magnet)	6" / 155 mm	6" / 155 mm	6" / 155 mm
Minimum Battery Height	17.75" / 450 mm	17.75" / 450 mm	17.75" / 450 mm
Ground Clearance	.625" / 15 mm	.625" / 15 mm	.625" / 15 mm
Roller Height	6.5" Min / 96" Max 165 mm / 2435 mm	6.5" Min / 96" Max 165 mm / 2435 mm	6.5" Min / 96" Max 165 mm / 2435 mm

Note: Specifications may vary +/- 5% due to temperature, floor considerations and operator efficiency.  
Values represented under normal operating conditions.

## BATTERY EXTRACTOR

# Quad Stack System

### Product Specifications - Imperial / Metric

	BE-24-2-QS	BE-36-2-QS	BE-42-2-QS
Travel Speed	0-230 FPM / 0-1.17 mps	0-230 FPM / 0-1.17 mps	0-230 FPM / 0-1.17 mps
Raise - Lower Speed	0-26 FPM / 0-.13 mps	0-26 FPM / 0-.13 mps	0-26 FPM / 0-.13 mps
Powered Roller Speed	0-37 FPM / 0-.18 mps	0-37 FPM / 0-.18 mps	0-37 FPM / 0-.18 mps
Arm Traverse Speed	0-24 FPM / 0-.12 mps	0-24 FPM / 0-.12 mps	0-24 FPM / 0-.12 mps
Arm Rotation Time	5-6 sec	5-6 sec	5-6 sec
Draw Bar Pull / Vacuum (12" Round Cup)	1,000 lbs / 450 kg	1,000 lbs / 450 kg	1,000 lbs / 450 kg
Draw Bar Pull Magnet	800 - 1,200 lbs / 360 - 540 kg	800 - 1,200 lbs / 360 - 540 kg	800 - 1,200 lbs / 360 - 540 kg
Vacuum Attach Time	< 1 sec	< 1 sec	< 1 sec
Vacuum Release Time	< 1 sec	< 1 sec	< 1 sec
Input Voltage	480 VAC/60Hz	480 VAC/60Hz	480 VAC/60Hz
AC Current Draw	27.2 AMP	27.2 AMP	27.2 AMP
Control Circuit Voltage	120 VAC	120 VAC	120 VAC
Hydraulic Power Unit	20 HP / 14.9 KW	20 HP / 14.9 KW	20 HP / 14.9 KW
Hydraulic Pump	28 GPM / 106 LPM	28 GPM / 106 LPM	28 GPM / 106 LPM
Power Unit	Hydraulic, Variable Displacement	Hydraulic, Variable Displacement	Hydraulic, Variable Displacement
Operating Pressure	1,100 PSI / 76 Bar	1,100 PSI / 76 Bar	1,100 PSI / 76 Bar
Vacuum Pump	1/3 HP / .25 KW	1/3 HP / .25 KW	1/3 HP / .25 KW
Vacuum	21" Hg / 0.73 kg/cm <sup>2</sup>	21" Hg / 0.73 kg/cm <sup>2</sup>	21" Hg / 0.73 kg/cm <sup>2</sup>
Full Load Capacity	10,000 lbs / 4535 kg	10,000 lbs / 4535 kg	10,000 lbs / 4535 kg
Weight (Empty)	9,660 lbs / 4385 kg	9,960 lbs / 4518 kg	10,940 lbs / 4965 kg
Total Compartment Rollers / Powered	11/5	11/5	11/5
Guide Track	3" x 2 1/2" Angle 76 mm x 64 mm	3" x 2 1/2" Angle 76 mm x 64 mm	3" x 2 1/2" Angle 76 mm x 64 mm
Overall Dimensions (L x W x H)	168" x 74" x 223" 4268 mm x 1880 mm x 5665 mm	192" x 74" x 223" 4877 mm x 1880 mm x 5665 mm	204" x 74" x 223" 5182 mm x 1880 mm x 5665 mm
Vacuum Arm Reach	4.5" - 14" / 115-355 mm	4.5" - 14" / 115-355 mm	4.5" - 14" / 115-355 mm
Vacuum Arm Reach (Hydraulic Extension)	9" - 23" / 228 mm - 584 mm	9" - 23" / 228 mm - 584 mm	9" - 23" / 228 mm - 584 mm
Wheel Base	109" / 2769 mm	133" / 3378 mm	145" / 3683 mm
Drive Wheel Centerline	51" / 1295 mm	51" / 1295 mm	51" / 1295 mm
Battery Compartment Width	24" / 610 mm	36" / 915 mm	42" / 1067 mm
Maximum Battery Dimensions (L x W x H)	48" x 23" x 36" 1220 mm x 580 mm x 910 mm	48" x 35" x 36" 1220 mm x 890 mm x 910 mm	48" x 41" x 36" 1220 mm x 1040 mm x 910 mm
Minimum Battery Width (w/ magnet)	6" / 155 mm	6" / 155 mm	6" / 155 mm
Minimum Battery Height	17.75" / 450 mm	17.75" / 450 mm	17.75" / 450 mm
Ground Clearance	.625" / 15 mm	.625" / 15 mm	.625" / 15 mm
Roller Height	6.5" Min / 136.75" Max 165 mm / 3470 mm	6.5" Min / 136.75" Max 165 mm / 3470 mm	6.5" Min / 136.75" Max 165 mm / 3470 mm

Note: Specifications may vary +/- 5% due to temperature, floor considerations and operator efficiency.  
Values represented under normal operating conditions.

## ***Our Mission***

“To provide the highest quality products and the best engineered solutions in order to continually improve our customer’s productivity and profitability.”

## ***BHS The Company***

### **Largest Battery Handling Manufacturer**

From our 128,000 square-foot facility, BHS leads the battery handling industry with more than 80 employees who continually offer the design, engineering, sales and support you deserve.

### **Comprehensive Line**

For all of your battery handling needs, BHS not only designs and manufactures equipment to lift, move and handle industrial forklift batteries, but we also offer a complete line of safety and maintenance products.

### **Service & Support**

Need coast to coast assistance? BHS offers a nationwide team of certified service and installation technicians to assist you wherever your application is located.

### **Warranty**

Create a worry-free battery extracting environment, as all products manufactured by BHS carry a 13 month warranty against defective material and workmanship.

### **Instant Up-Front Information**

www.bhs1.com keeps you up-to-date with all of the latest material handling products, technical bulletins, and industry news including OSHA requirements, floor specifications, and charging room layouts. You can expect new product bulletins, service announcements, and enhancement information at your fingertips via e-mail as part of the BHS Information Network.



## ***Our Equipment***

### **State of the Art Technology**

With advanced laser technology, modern electronics, and robotic welding, you can expect all BHS products to encompass structural integrity as a result of our established manufacturing and engineering processes.

### **Customized Equipment**

Have a unique request? BHS has the right solution for your specific application; a solution to meet any workload demand and any budget requirement.

## ***Our Service***

### **Excellent Training Program**

The complimentary BHS Service School is a three-day clinic, incorporating classroom instruction, laboratory sessions, and hands-on learning giving your personnel comprehensive training on BHS equipment.

### **24 Hour Hotline**

Have tough questions? BHS has your answers! The BHS After-Hours and Weekends Hotline provides you with technical support outside of regular business hours allowing for an immediate response to your installation and service questions.



P.O. Box 28990  
St. Louis, MO 63132 USA  
1.800.BHS.9500  
Fax: 314.423.6444  
E-mail: [sales@bhs1.com](mailto:sales@bhs1.com)  
Web: [www.bhs1.com](http://www.bhs1.com)

Specifications are subject to change without notice. ©2006, Battery Handling Systems Inc. St. Louis, MO  
Data Sheet: SF-4400 Rev 03/08 2.5M